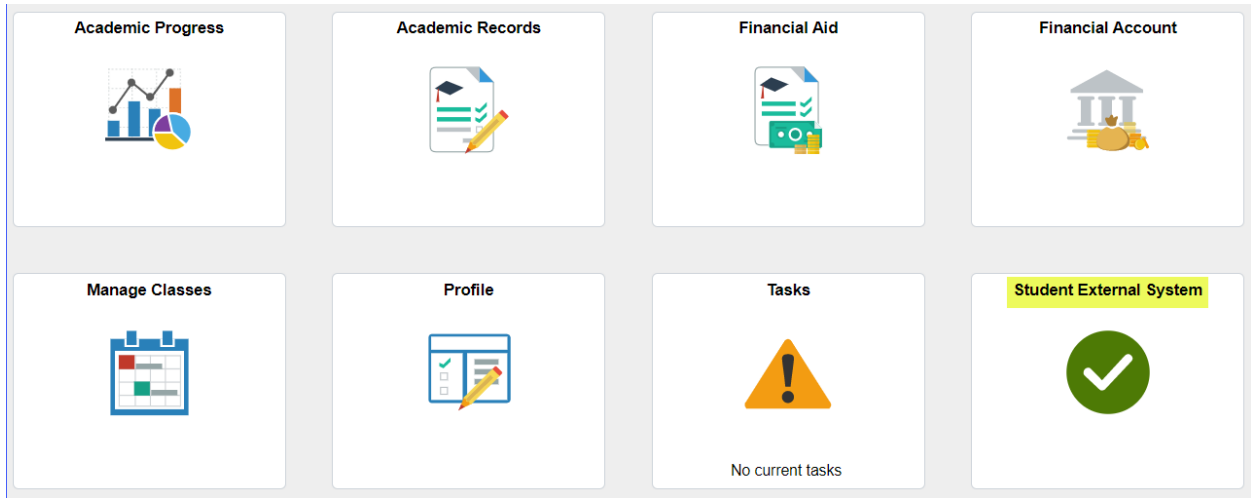
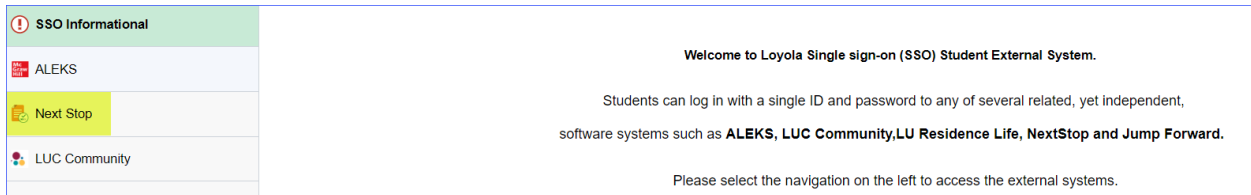


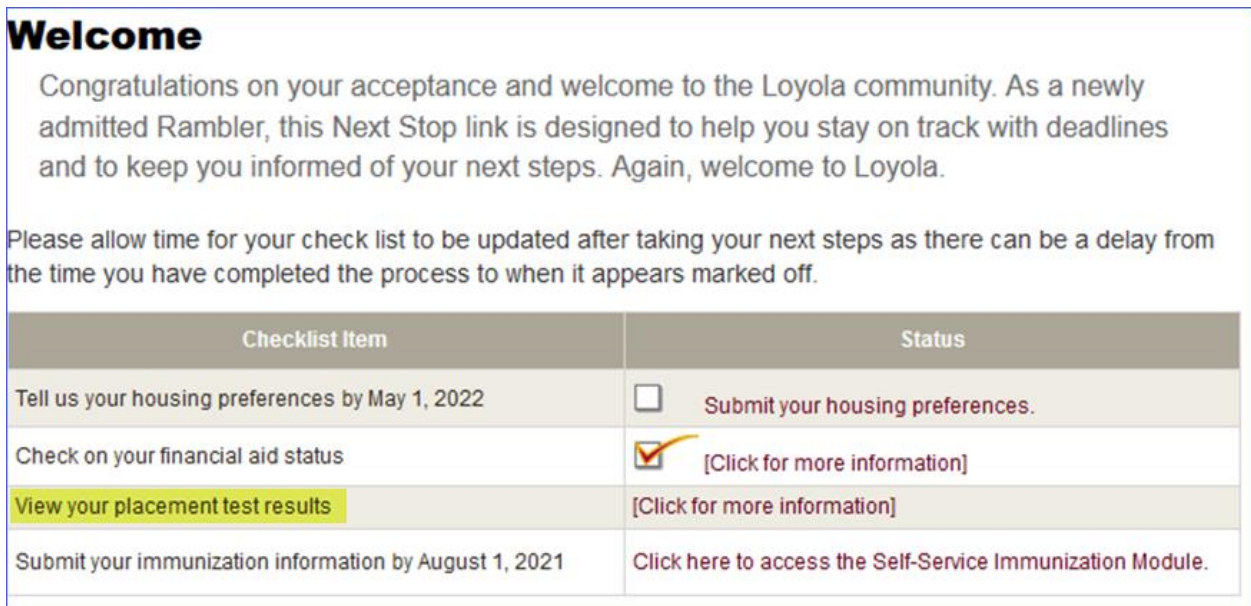
1) Log into LOCUS and click on “Student External System” tile on the Student Homepage



2) Click on “Next Stop”



3) Once logged into Next Stop, the student will see the page below. Click on the [Click for more information] link to the right of “View your placement test results”



- 4) The following page will be displayed. If the student has a math placement, it will display like below. Note: clicking on the [Math](#) link at this point routes the student to <https://www.luc.edu/orientation/preparing/assessments/math/>

## Your Placement Assessments

Test	Placement
<a href="#">Writing</a>	UCWR 110
<a href="#">Math</a>	MATH 118
<a href="#">Foreign Language</a>	No scores available.

This page lists only the results of your placement assessments. To see which placement assessments you are required to take, please visit your application status page at <http://uao.luc.edu/status>.

Incoming students may be required to take placement tests prior to orientation. The deadline to complete any required placement assessment(s) is **one week prior to the start of your orientation or June 15 at the latest**. Please see the [Placement Assessment Website](#) for more information regarding placement assessments.

Students are automatically placed in a math class based on their math ACT or SAT subscores. Students can choose to take the Math Placement Assessment (MPA) should they wish to attempt to place into a higher level of math, but it is not required. For more information regarding the MPA, please see the [Math Placement Website](#).

Your placement assessment results will be displayed in the table above within 3-5 business days after completing the assessment(s).

If you have any questions related to placement assessments, please email [PlacementTest@luc.edu](mailto:PlacementTest@luc.edu).